


Installation Instructions



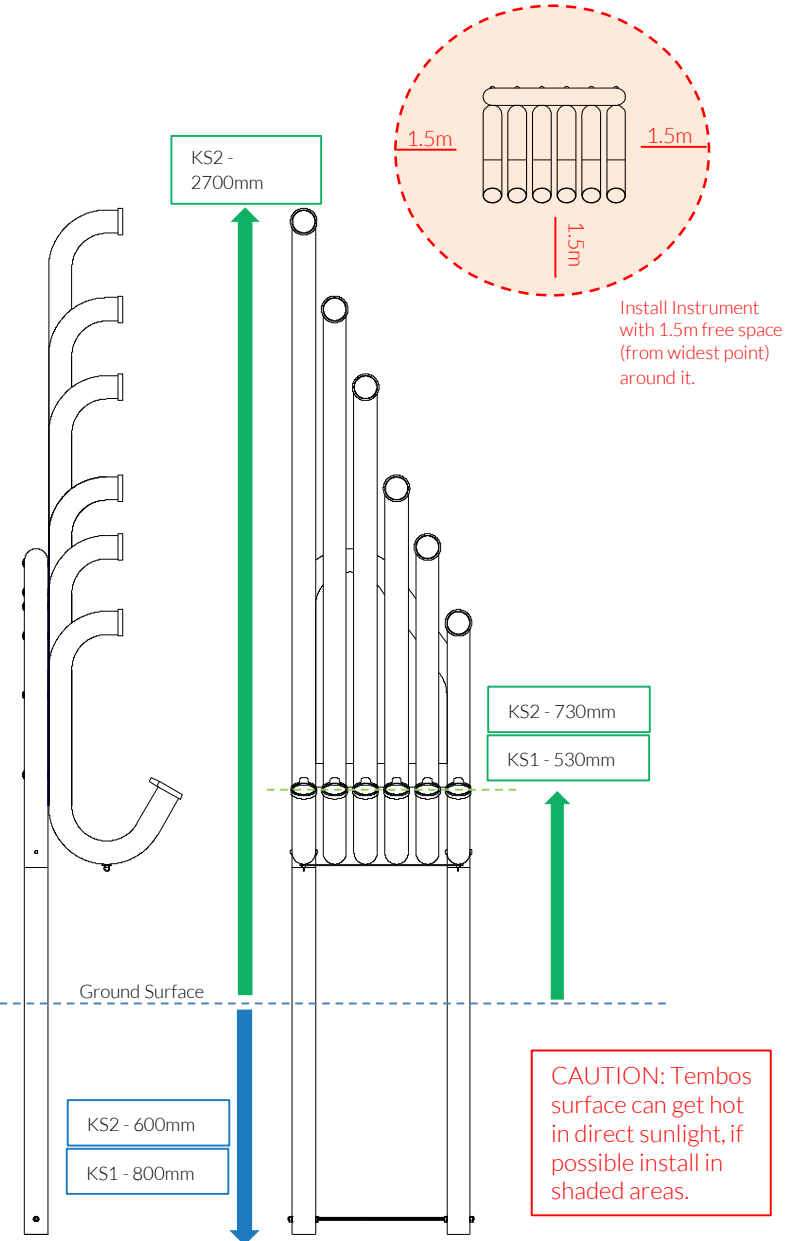
1. Locate Tembos frame onto legs and, and bolt into place using pre drilled holes, **2 bolts per post.**(See Assembly Guide)

2. Excavate **1 hole** for Tembos **W300xL700** by **600mm** deep in desired location upon decision from customer. (See **Ground Fix Post Installation sheet**)

3. Insert the Ground Fix Bar between the 2 bases of the legs and fix in place with the nuts provided (See **Ground Fix Post Installation sheet**)

4. Locate frame into hole according to customers preference. Once happy **fill** holes using rapid hardening **concrete**. Be sure to compact concrete around legs and leave to dry according to manufactures guidelines.

Weight of heaviest part **52kg** (Tembo Frame)



Ground Fixed
Tembos Pentatonic
Page 1 of 3



Instrument Components:



x12

M10x100 Security Screw



x24


M10 Flanged Slide Bearing



x2

M6 Eye Bolt

Metric Conversion:
300mm/ 12"
600mm/ 24"
700mm/ 28"
800mm/ 31"
1.5m/ 59"
2700mm/ 106 19/64"



BS EN 1176



Pair Neoprene Paddles X1

Ground Fix Components:



x2

M10x70 Security Screw



x2

M10 Barrel Nut



x4

M10 BZP Nut





x1

M10 x 600 Bar

80 Kg

Assembly Guide PPTEMB

Tools:

 x1
  x2

Pin Hex Driver Bit TX 45 Driver Bit



Ground Fixed
Tembos Pentatonic
Page 2 of 3



Instrument Components:

-  x12
M10x100 Security Screw
-  x24
M10 Flanged Slide Bearing
-  x2
M6 Eye Bolt






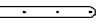


Thread Lock Solution
Required (Not Supplied)

CAUTION: Tembos surface can get hot in direct sunlight, if possible install in shaded areas.

Thread Lock Solution
Required (Not Supplied)

Main Frame will arrive pre assembled





Thread Lock Solution
Required (Not Supplied)

- COMPONENTS LIST:**
-  M6 Eye Bolt X2
 -  M10x70 Pin torx X2
 -  M10 Barrel Nut Pin torx X2
 -  M10x100 Pin torx X12
 -  M10 Black Slide Plastic Bearing X12
 -  SS Brace Bar X1
 -  M10x600 BZP Threaded Bar
 -  M10 Nut X4



Pair Neoprene Paddles X1

Ground Fix Components:

-  x2
-  x2
-  x4
-  x1

70 Kg



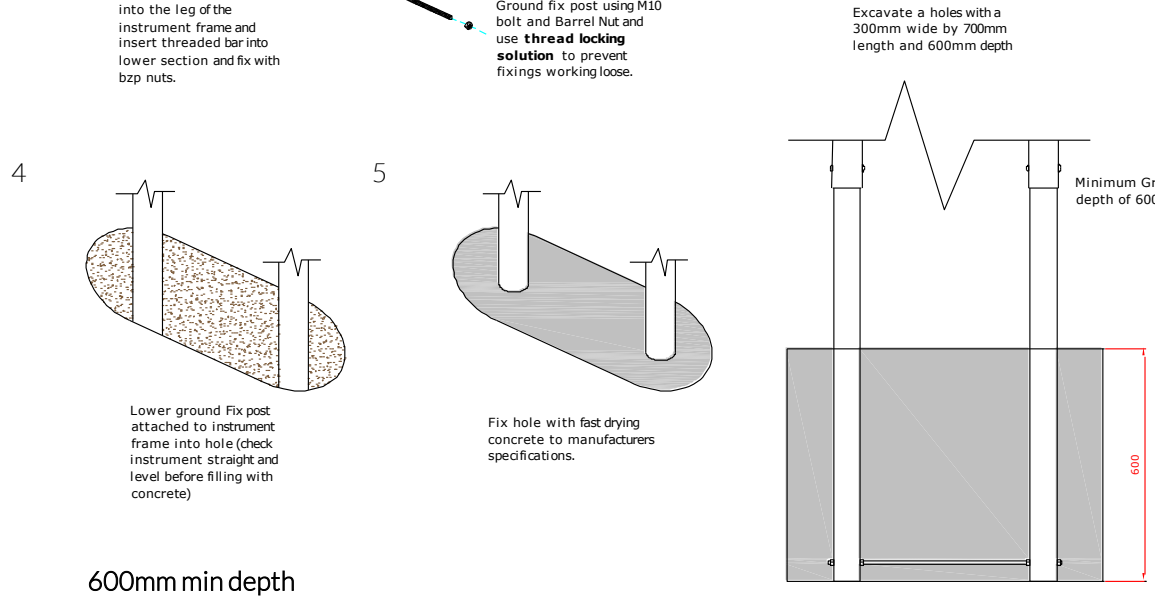
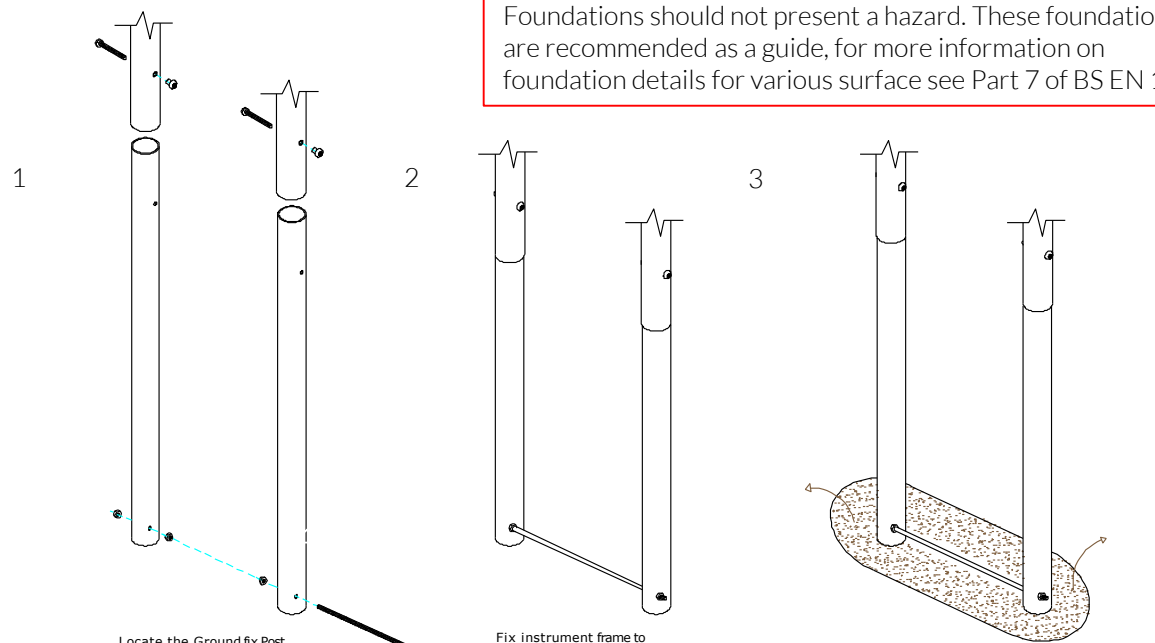
Ground Fix Post Installation

Foundations should not present a hazard. These foundations are recommended as a guide, for more information on foundation details for various surface see Part 7 of BS EN 1176.

Tools:



x1
TX 45 Driver Bit



Ground Fixed Tembos Pentatonic Page 3 of 3



- Components:
-  x2
 - M10 Barrel Nut
 -  x2
 - M10x70 Security Screw
 -  x4
 - M10 BZP Nut
 -  x1
 - M10 x 600 Bar

Metric
Conversion:
300mm/ 12"
600mm/ 24"
700mm/ 28"

