


Installation Instructions



1. Locate Tembos frame onto legs and, and bolt into place using pre drilled holes, **2 bolts** per post. (See Assembly Guide)

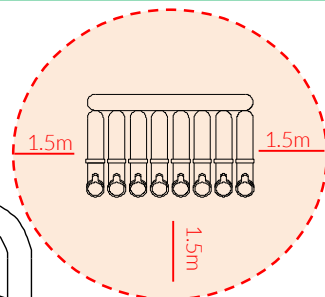
2. Excavate **1** hole for Tembos W300xL900 by 600mm deep in desired location upon decision from customer. (See Ground Fix Post Installation sheet)

3. Insert the Ground Fix Bar between the 2 bases of the legs and fix in place with the nuts provided (See Ground Fix Post Installation sheet)

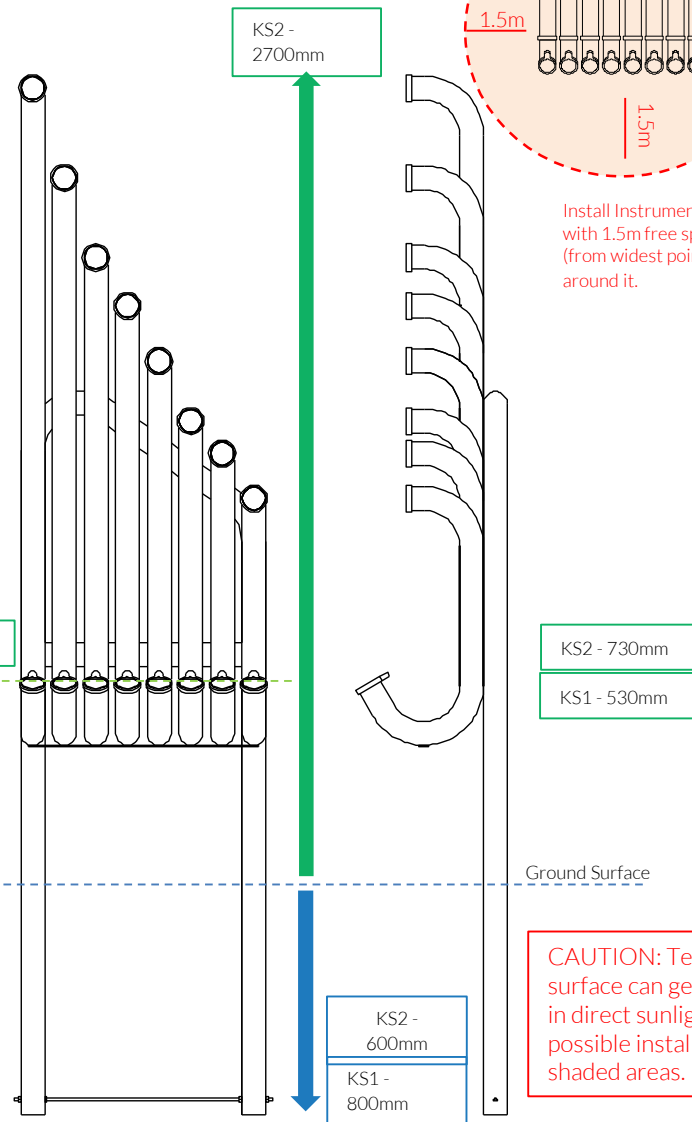
4. Locate frame into hole according to customers preference. Once happy **fill** holes using rapid hardening **concrete**. Be sure to compact concrete around legs and leave to dry according to manufactures guidelines.



Weight of heaviest part 70kg (Tembo Frame)



Install Instrument with 1.5m free space (from widest point) around it.



CAUTION: Tembos surface can get hot in direct sunlight, if possible install in shaded areas.

Ground Fixed

Tembos Diatonic
Page 1 of 3



Instrument Components:



x16

M10x100 Security Screw



x32

M10 Flanged Slide Bearing



x2

M6 Eye Bolt

Metric Conversion:

300mm/ 12"
600mm/ 24"
900mm/ 35"
1.5m/ 59"
2700mm/ 106"
19/64"



BS EN 1176



Pair Neoprene Paddles X1

Ground Fix Components:



x2

M10x70 Security Screw



x2

M10 Barrel Nut



x4

M10 BZP Nut



x1


M10 x 800 Bar


80 Kg

Assembly Guide PPTEMB



Tools:

 x1

 x2

Pin Hex Driver Bit TX 45 Driver Bit

Ground Fixed
Tembos Diatonic
Page 2 of 3



Instrument Components:

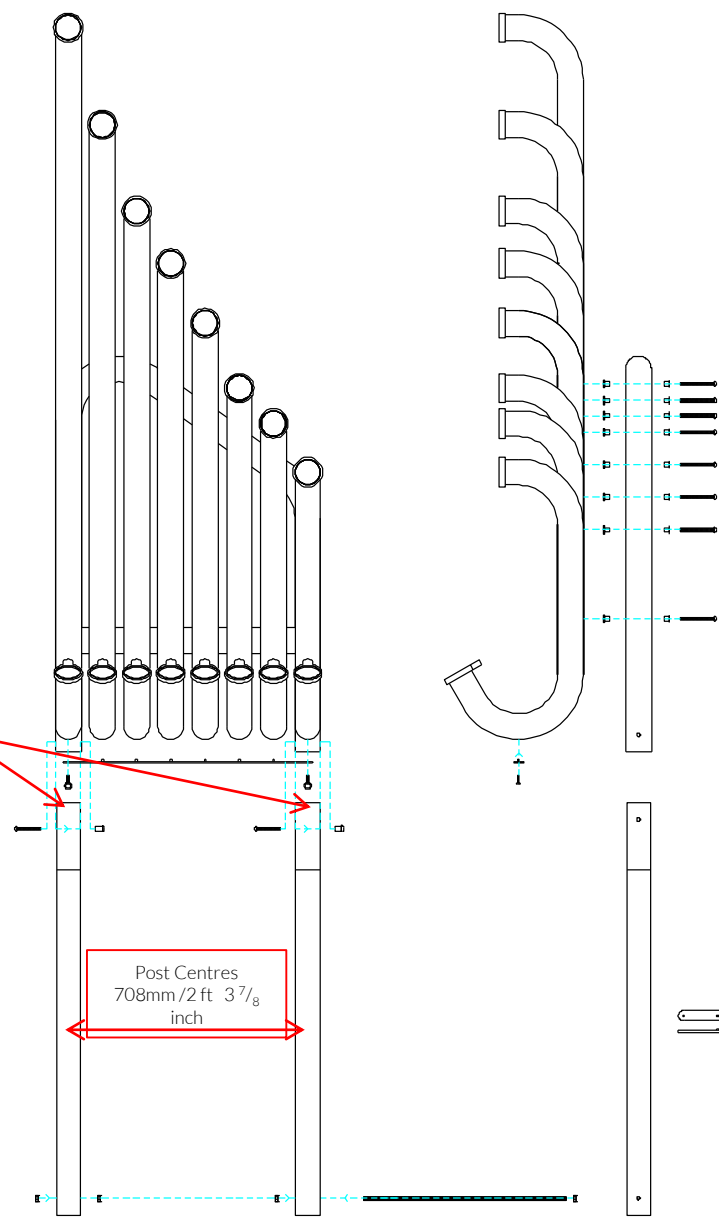
-  x16
M10x100 Security Screw
-  x32
M10 Flanged Slide Bearing
-  x2
M6 Eye Bolt

Thread Lock Solution
Required (Not Supplied)







CAUTION: Tembos surface can get hot in direct sunlight, if possible install in shaded areas.

Main Frame will arrive pre assembled

Thread Lock Solution
Required (Not Supplied)







Thread Lock Solution
Required (Not Supplied)

- COMPONENTS LIST:**
-  M6 Eye Bolt X2
 -  M10x70 Pin torx X4
 -  M10 Barrel Nut Pin torx X4
 -  M10x100 Pin torx X16
 -  M10 Black Slide Plastic Bearing X32
 -  SS Brace Bar X1



 Pair Neoprene Paddles X1

Ground Fix Components:


-  x2
-  x2
-  x4
-  x1

70 Kg

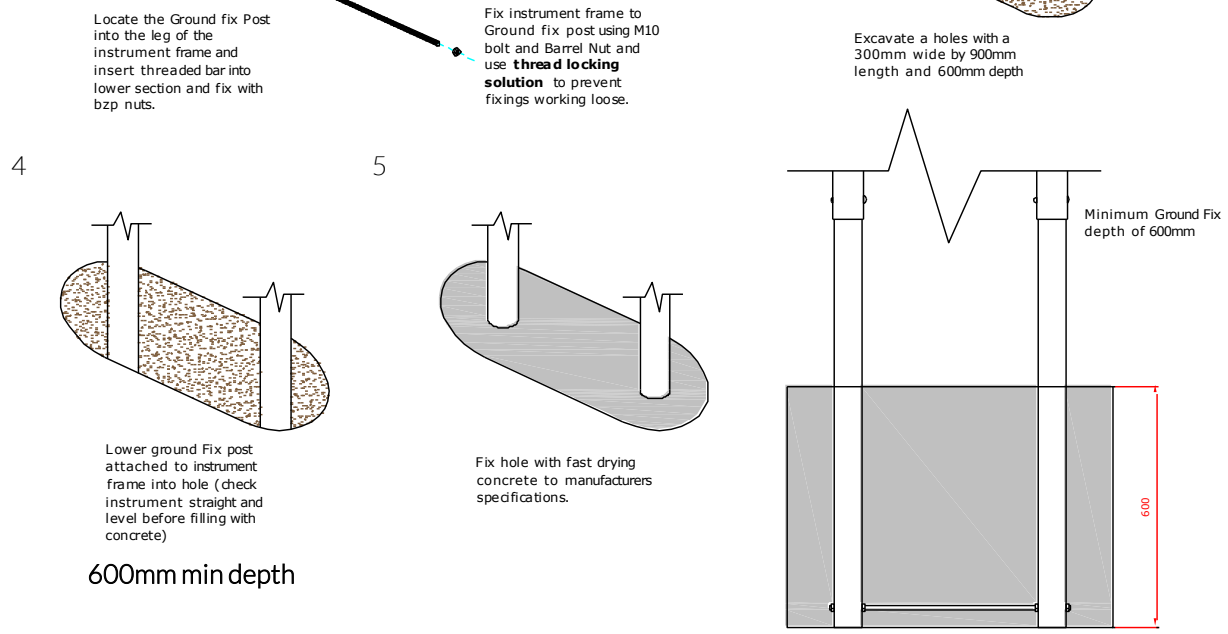
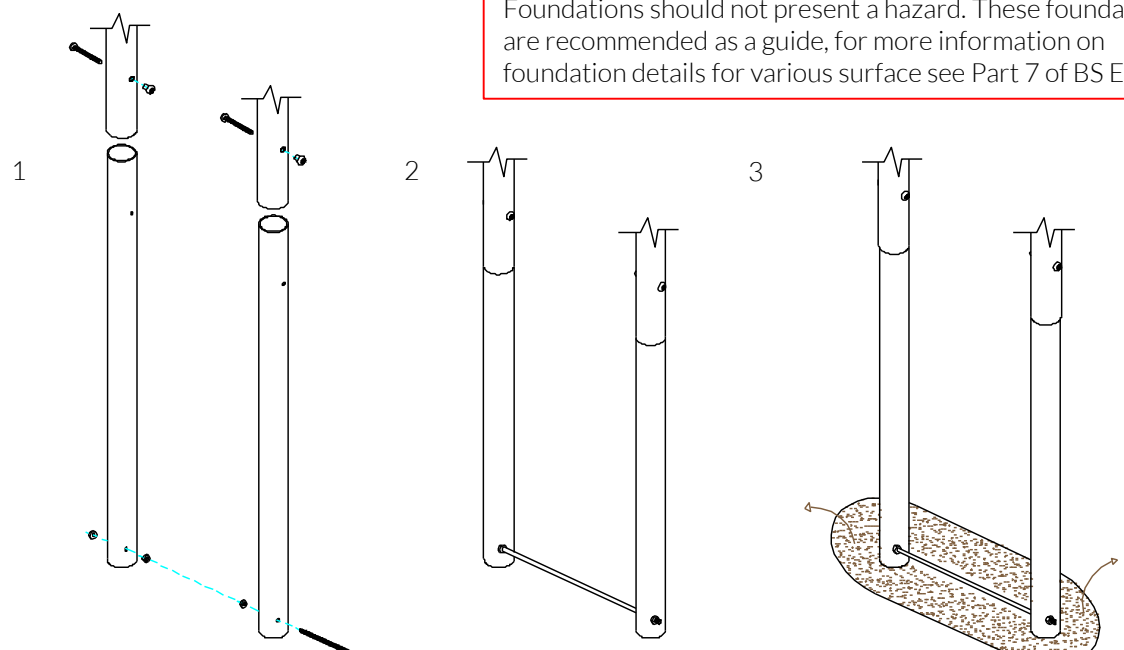
Ground Fix Post Installation

Foundations should not present a hazard. These foundations are recommended as a guide, for more information on foundation details for various surface see Part 7 of BS EN 1176.

Tools:



x1
TX 45 Driver Bit



Ground Fixed
Tembos Diatonic
Page 3 of 3



Components:

-  x2
- M10 Barrel Nut
-  x2
- M10x70 Security Screw
-  x4
- M10 BZP Nut
-  x1
- M10x 800 Bar

Metric
Conversion:
300mm/ 12"
600mm/ 24"
900mm/ 35"

